















ELECTRICAL / TELECOMMUNICATIONS LEGEND:

-  WALL MOUNTED DUPLEX ELECTRICAL RECEPTACLE
-  WALL MOUNTED 4-PLEX IQUADI ELECTRICAL RECEPTACLE
-  WALL MOUNTED DEDICATED ELECTRICAL CIRCUIT
-  WALL MOUNTED DATA/SIGNAL OUTLET
-  WALL MOUNTED TELEPHONE OUTLET
-  WALL MOUNTED COMBINATION DATA/VOICE OUTLET
-  FLOOR MOUNTED DUPLEX ELECTRICAL MONUMENT
-  FLOOR MOUNTED 4-PLEX ELECTRICAL MONUMENT
-  FLOOR MOUNTED SINGLE ELECTRICAL MONUMENT
-  FLOOR MOUNTED DATA/SIGNAL OUTLET
-  FLOOR MOUNTED TELEPHONE OUTLET
-  FLOOR MOUNTED COMBINATION DATA/VOICE OUTLET
-  POWER POLE
-  CABLE TV FEED

MARK IV
COMMUNICATIONS INC.
NETWORK SYSTEMS

CLIENT NAME

LOWER LEVEL FLOOR PLAN
1 OF 2
ELECTRICAL/
TELECOMMUNICATIONS

All drawings and written material appearing herein contain original and unpublished work of Mark IV and may not be used or disclosed without prior written consent of Mark IV.
Portions of the information contained in this document are copyrighted by their respective companies and have been obtained from sources not connected with Mark IV.
No guarantee, warranty, or representation, express or implied, is made as to the accuracy or thoroughness of such information or data.

07/17/01
Revision Date:
Mike Amdor
Engineer:
Aileen Maravilla
Drawn By:
No Scale
Scale: